

Name

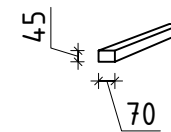
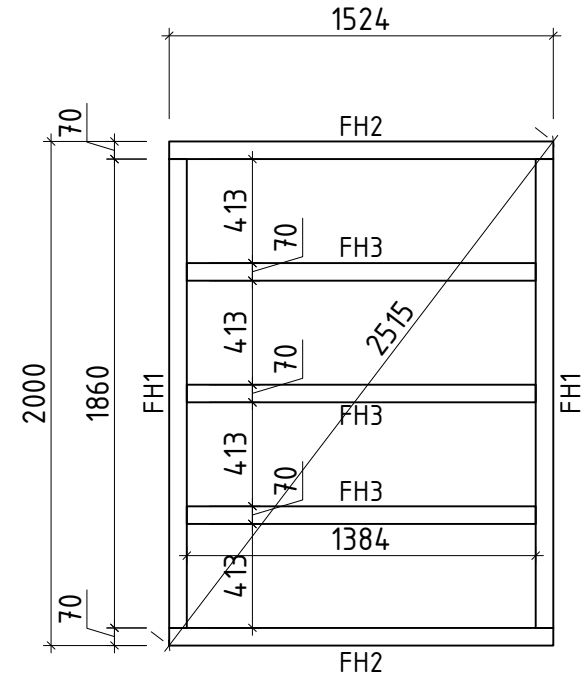
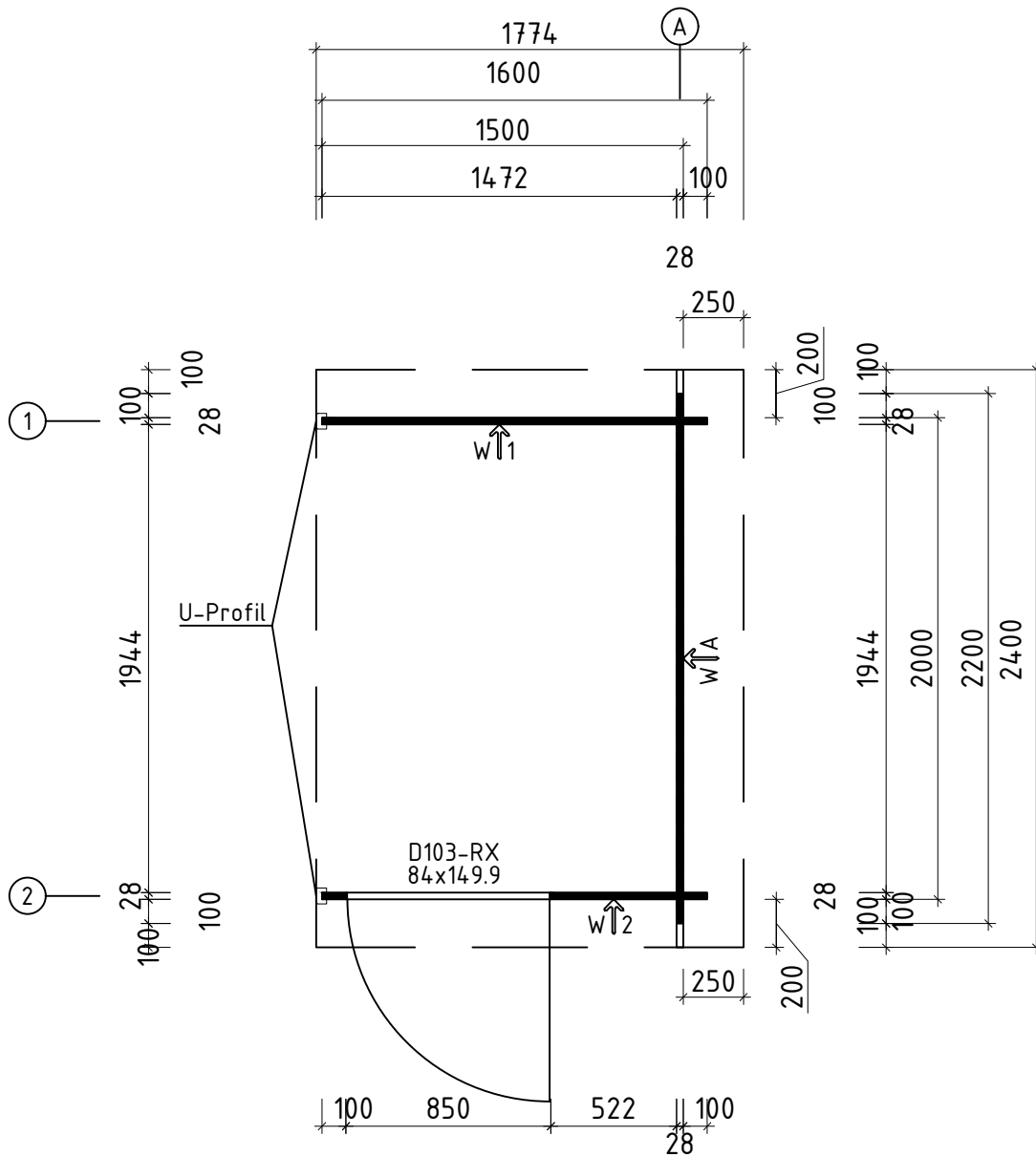
Anbauschuppen XS 160x220_28

Profil 2.8x11.4

Zeichnung

3D

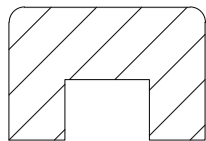
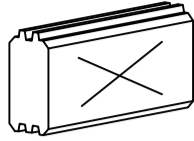


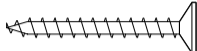

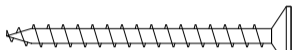
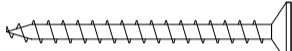
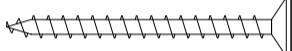
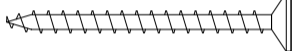
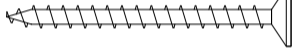
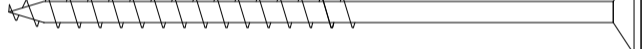
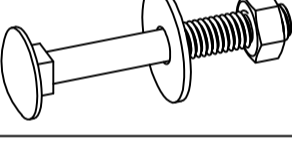
Datum 15.02.2023



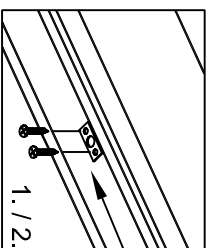

Q2 – Qualitätsklasse für Fenster und Türen

Name	Anbauscuppen XS 160x220_28		
Profil	2.8x11.4	Zeichnung	Grundplan, Lagerholzplan
		Datum	15.02.2023

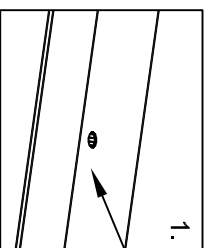


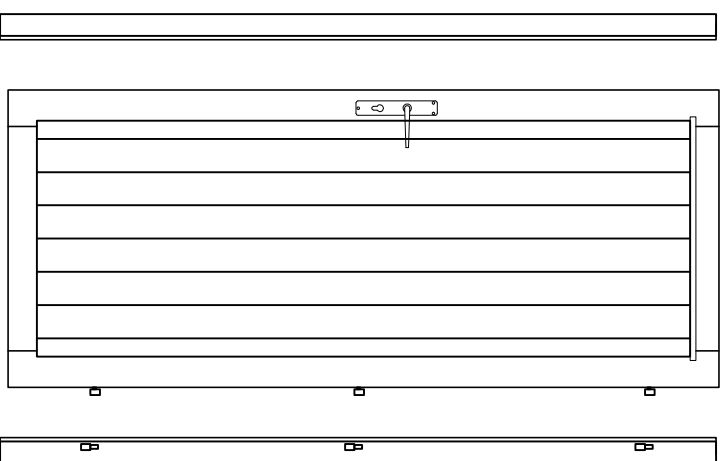

Pos	Teileliste Anbauschuppen XS 160x220_28		Stck.	Profil (mm)	Länge (mm)
001			1	28x114	2400
002			12	28x114	2200
004			1	28x57	1600
005			12	28x114	1600
010			12	28x114	650
011			1	28x57	650
013			12	28x114	100
014			1	28x57	100
W1-1			1		
W2-1			1		
FH1		FUNDAMENTHÖLZER (imprägniert)	2	70x45	1860
FH2		FUNDAMENTHÖLZER (imprägniert)	2	70x45	1524
FH3		FUNDAMENTHÖLZER (imprägniert)	3	70x45	1384
PF1		PFETTEN	1	44x145	2400
	DACHBRETTER		22+1	113x18	1838
	FUSSBODENBRETTER		14+1	113x18	1939
	FUSSBODENLEISTE		✓	18x40	8.0lfm
G02-1	GIEBELBRETTER 18x120		✓	18x120	1856
G05-1	GIEBELDECKLEISTEN 18x40		✓	18x40	1838
T01-1	TRAUFBRETTER 18x95		1	18x95	2400
T04-1	TRAUFENDECKLEISTEN 18x40		1	18x40	2436
T06-1	TRAUFENLEISTEN 18x40		2	18x40	2400
SM-1	Sturmleisten		2	18x40	1368

Pos	Teileliste Anbauschuppen XS 160x220_28		Stck.	Profil (mm)	Länge (mm)
UP1-1	U-PROFIL 28		2	44x65	1876
SH	Schlaghölzer		3		
NG2 550	NÄGEL 2.5x50 Dachbretter		88		
NG2 550	NÄGEL 2.5x50 Fussbodenbretter		140		
SR3 030	SCHRAUBEN 3.0x30 Fussbodenleisten		20		
SR3 030	SCHRAUBEN 3.0x30 Traufenleisten		10		
SR3 545	SCHRAUBEN 3.5x45 Giebelbretter		8		
SR3 545	SCHRAUBEN 3.5x45 Giebeldeckleisten		8		
SR3 545	SCHRAUBEN 3.5x45 Traufenbretter		6		
SR3 545	SCHRAUBEN 3.5x45 Traufendeckleisten		6		
SR3 545	SCHRAUBEN 3.5x45 U-profil		10		
SR5 0100	SCHRAUBEN 5.0x100 Fundamenthölzer		28		
SS013	Schloßschrauben M8x60 Mutter M8 U-Scheibe Ø25 - Befestigung für Sturmleisten		6		
Kood	Anbauschuppen XS 160x220_28	Maßstab	File	Leht	2/3

Uks	Q2-Q3	-	koostamisjuhhis
Door	Q2-Q3	-	assembly instructions
Tür	Q2-Q3	-	Montageanleitung

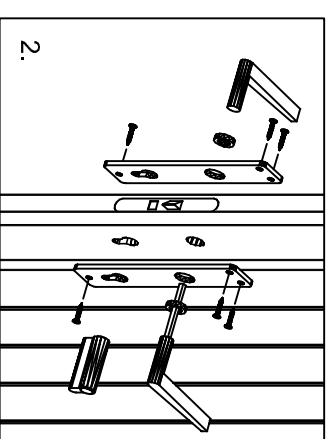
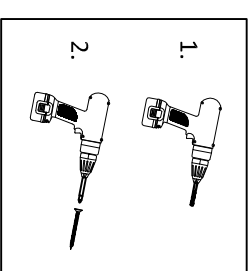


Ø8-10

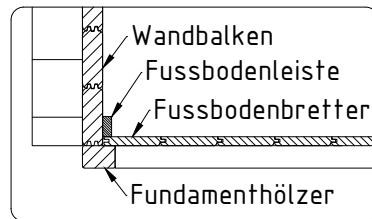
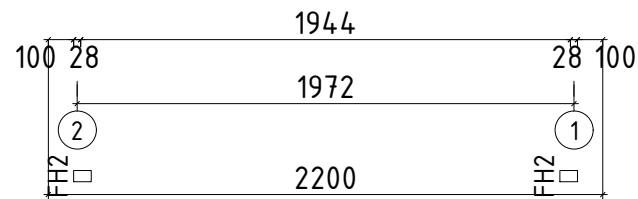
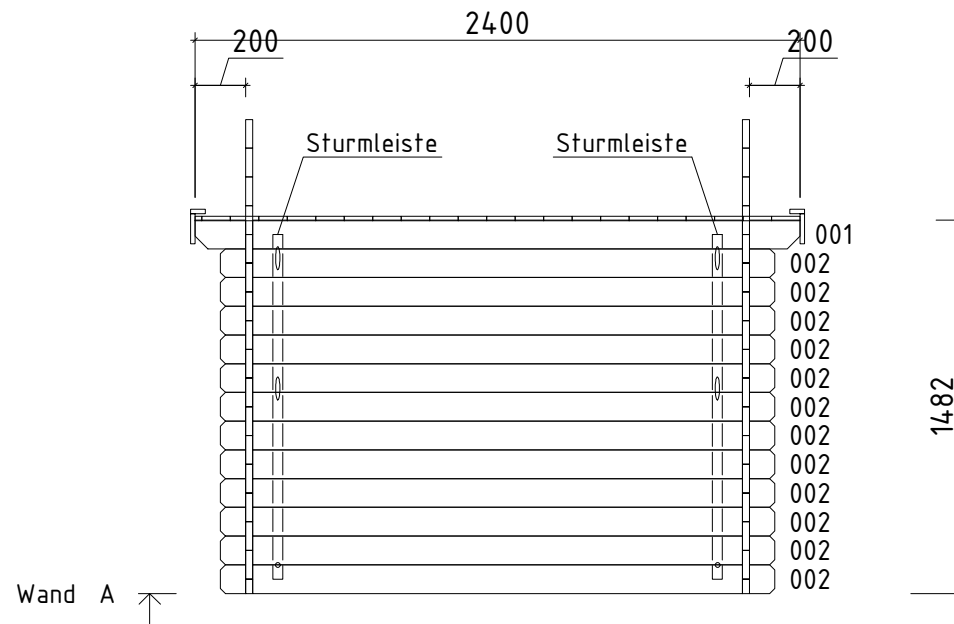
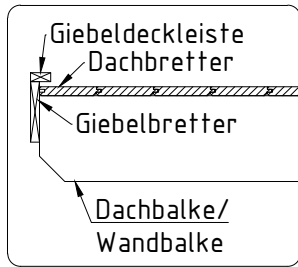


Ø8-10

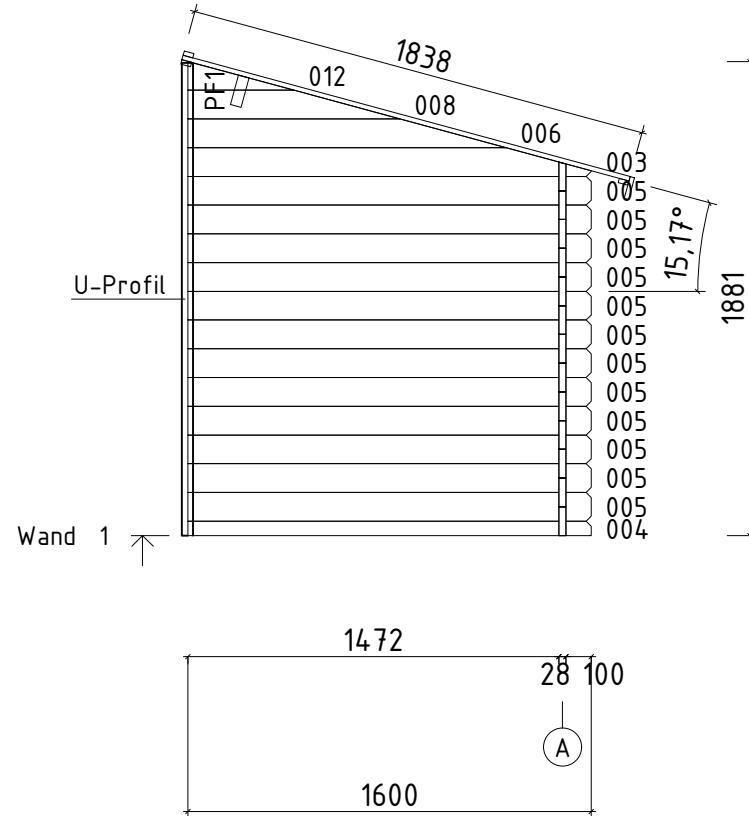
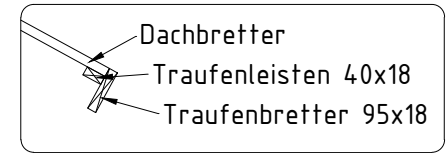
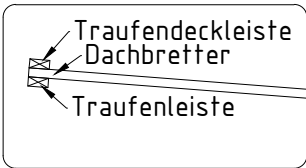
*Kui ühepoolne uks ei ole kokku pandud!
 *When single door is not assembled!
 *Wenn Einzeltür ist nicht zusammengebaut!



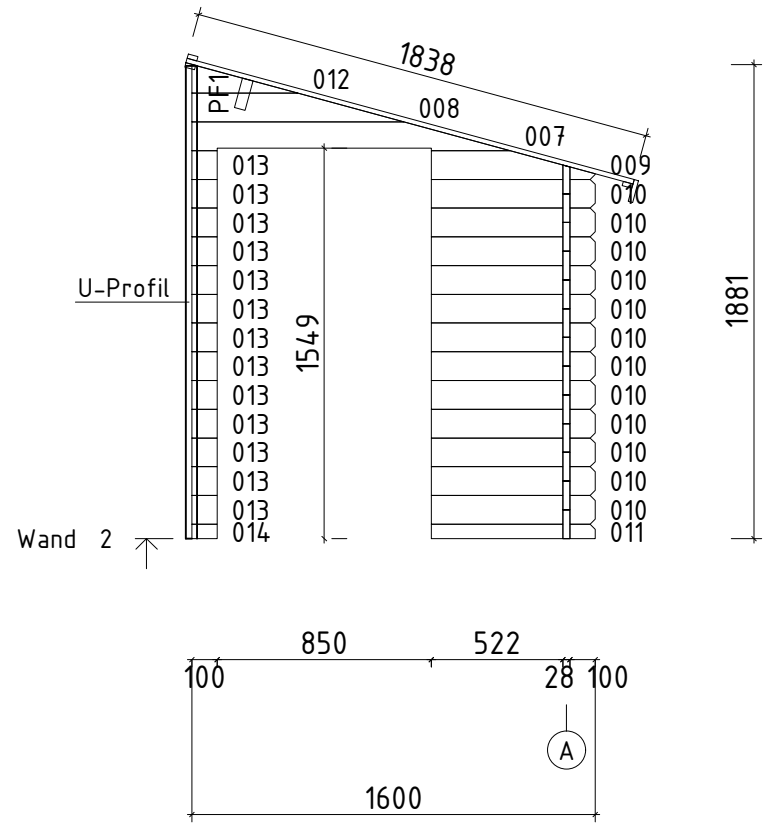
*Kui hinged ei ole paigaldatud!
 *When hinges are not attached!
 *Wenn Scharniere sind nicht angebracht!



Name	Anbauschuppen XS 160x220_28		
Profil	2.8x11.4	Zeichnung	WAND A
		Datum	15.02.2023



Name		Anbauschuppen XS 160x220_28	
Profil	2.8x11.4	Zeichnung	WAND 1
		Datum	15.02.2023



Name		Anbauschrappen XS 160x220_28	
Profil	2.8x11.4	Zeichnung	WAND 2
		Datum	15.02.2023